



District Report Card: 2017


| | |
|-------------------------|----------------------------|
| State: Jharkhand | District: Lohardaga |
| Class: 3 | Subject: EVS |
| Schools: 60 | Students: 1072 |


Participation/Coverage


Students

| GENDER  | Boys | | Girls | |
|--|--------|-------|--------|-------|
| | Number | % | Number | % |
| | 504 | 47.01 | 568 | 52.99 |

| AREA  | Rural | | Urban | |
|---|--------|-------|--------|-------|
| | Number | % | Number | % |
| | 924 | 86.19 | 148 | 13.81 |

| CATEGORY  | SC | | ST | | OBC | | GEN | |
|--|--------|------|--------|-------|--------|-------|--------|------|
| | Number | % | Number | % | Number | % | Number | % |
| | 36 | 3.36 | 666 | 62.13 | 357 | 33.30 | 13 | 1.21 |

| CWSN  | LD | VI | HI | S&LD | ID | Oth |
|--|----|----|----|------|----|-----|
| | 13 | 2 | 3 | 4 | 2 | 1 |

| Management  | Government | | Government-aided | |
|--|------------|-------|------------------|------|
| | Number | % | Number | % |
| | 995 | 92.82 | 77 | 7.18 |

Average Performance of Students in EVS (%)

| Overall | Gender | | Area | | Management | | Social Group | | | |
|---------|--------|--------|-------|-------|------------|-------|--------------|-------|-------|-------|
| | Male | Female | Rural | Urban | Govt. | Aided | SC | ST | OBC | GEN |
| 60.33 | 58.61 | 61.85 | 58.98 | 68.78 | 59.18 | 75.24 | 54.63 | 59.50 | 62.37 | 62.56 |

Performance on Learning Outcomes (LOs)

| Learning Outcomes | Description | Average Performance(%) |
|-------------------|---|------------------------|
| E302 | Identifies simple features (e.g. movement, at places found/ kept, eating habits, sounds) of animals and birds in the immediate surroundings. | 47.67 |
| E303 | Identifies relationships with and among family members | 50.64 |
| E304 | Identifies objects, signs (vessels, stoves, transport, means of communication, transport, signboards etc.), places (types of houses/shelters, bus stand, petrol pump etc.) activities (works people do, cooking processes, etc.) at home/school/neighborhoods | 62.74 |
| E305 | Describes need of food for people of different age groups, animals/birds, availability of food and water and use of water at home and surroundings | 65.21 |
| E307 | Groups objects, birds, animals, features, activities according to differences/similarities using different senses. (e.g. appearance/place of living/ food/ movement/ likes-dislikes/ any other features) | 65.02 |
| E309 | Identifies directions, location of objects/places in simple maps using signs/symbols/verbally | 57.28 |
| E310 | Guesses properties, estimates quantities of materials/activities in daily life and verifies using symbols/non-standard units | 61.66 |
| E311 | Records observations, experiences, information on objects/activities/places visited in different ways and predicts patterns etc. | 50.65 |
| E313 | Observes rules in games (local, indoor, outdoor) | 30.94 |
| E314 | Voices opinion on good/bad touch , stereotypes for tasks/play/food in family w.r.t gender, misuse/wastage of food and water in family and school. | 68.00 |

| Range of Performance of Students who Answered Correctly | | | | | | | |
|---|-------|-----------|-------|-----------|-------|-----------|-------|
| Below 30% | | 30% - 50% | | 50% - 75% | | Above 75% | |
| Number | % | Number | % | Number | % | Number | % |
| 169 | 15.76 | 205 | 19.12 | 338 | 31.53 | 360 | 33.58 |

Lowest Performing Learning Outcomes (LOs)

1 - Observes rules in games (local, indoor, outdoor) (30.94)

2 - Identifies simple features (e.g. movement, at places found/ kept, eating habits, sounds) of animals and birds in the immediate surroundings. (47.67)

3 - Identifies relationships with and among family members (50.64)

4 - Records observations, experiences, information on objects/activities/places visited in different ways and predicts patterns etc. (50.65)

5 - Identifies directions, location of objects/places in simple maps using signs/symbols/verbally (57.28)